


# Home & School CONNECTION<sup>®</sup>

Working Together for School Success

Midfield City Board Of Education

Janet Jenkins



## SHORT NOTES

### Exercise your brain

Your child's brain is like a muscle—the more he uses it, the stronger it will become. Suggest that he give his brain a workout with activities like using his nondominant hand to throw a ball or to color. Learning to speak a foreign language or play a musical instrument are also known brain boosters.

## DID YOU KNOW?

Children who regularly eat meals with their families tend to do better in school

and avoid risky behavior. Eating dinner together is great, but other meals count, too. If you work at night, maybe you could make time for a family breakfast. Or on a weekend, try a picnic lunch.

### Celebrate progress

Suggest that your youngster create a fun reminder of all the things she has accomplished. Let her cover a box with construction paper and label it "I did it!" Then, she can write each success ("I learned to add fractions") on a slip of paper and put it in the box. If she's feeling discouraged, have her read the slips.

### Worth quoting


"The best way to cheer yourself up is to try to cheer somebody else up!"

Mark Twain

## JUST FOR FUN

**Q:** Can a kangaroo jump higher than the Empire State Building?

**A:** Of course. The Empire State Building can't jump!



## Conversations about school

When you think of parent involvement, do you picture moms and dads volunteering in classrooms? That's one way to help—but research shows that supporting your child's education at home is even more important. Here are conversation starters that will help you stay involved.

### "Let's see what you worked on today!"

Look at completed work to find out what your youngster is learning and how well she's doing. You could comment on her math work or social studies project, for instance. ("You know a lot about our state's history!") Also, respond to notes from her teacher, and sign her weekly folder or daily planner if required.

### "Show me what you have for homework?"

It's your child's job to do her homework, but you play a role, too. Make sure she knows what she's supposed to do by having her explain the assignments to you. After she finishes her homework, glance over the work to see that it's complete.

### "Describe a book you enjoyed today?"

This gives you an idea of what your youngster prefers to read. Then, build a daily reading habit by asking what she'd like to read tonight. Encourage her reading and listening skills by reading aloud to her and letting her read to you.

### "Tell me what you learned that you'd like to know more about."

Use her interests as jumping-off points for activities to share. If she likes geometry, you might hunt for



shapes together. If she's fascinated by how animals adapt to winter, read a book or observe animals outside.♥

## After-school questions

Asking "How was school today?" might not get you far. Instead, ask questions like these for a better picture of your youngster's day:


- "What's the coolest thing that happened today?"
- "Pretend you're the teacher. How would you describe the day?"
- "What made you laugh?"
- "What was the most creative thing you did?"
- "How were you kind or helpful today? How was someone kind or helpful to you?" ♥



# What does respect look like?

Your youngster's daily dealings with adults and kids alike will be more pleasant if he speaks and acts respectfully. Try these tips for helping him learn about respect.

**Respectful replies.** Think about something that you and your youngster disagree on (say, whether his video game time should be limited). Model having a respectful discussion about it. You might say that his brain and body are growing and that he needs to run and play to stay healthy. Then, suggest a respectful response, such as, "I



want to be healthy, but I love video games." Have him brainstorm other situations where people have different opinions but still speak to each other with respect.

**Everyday acts.** When you mow the lawn or clean up after your dog, you can teach your child about respect for neighbors.

Explain that keeping your neighborhood clean and neat makes it nice for everyone. Ask him to think of other respectful things neighbors should do. If you share an apartment laundry room, he might say that you respect neighbors' time by removing your clothes when they're done so others get to use the washers and dryers.♥

## A reading challenge

By reading more complex books, your child can learn new words, facts, and ideas. He'll also be exposed to more complicated plots and will grow as a reader. Share these suggestions:

- Knowing something about the topic or setting makes a tougher book easier to comprehend. If your youngster is reading a novel set in France, he could talk to someone who has been there or look up the country online (try a children's site like *kids.nationalgeographic.com*).



- Encourage your child to look at a simpler book on the same subject. A picture-book biography about Harriet Tubman may help your youngster better understand a textbook chapter on the civil rights movement, for instance.

- Suggest that your child read complicated material with pencil and paper in hand. He can jot down questions, words to look up, or facts he wants to learn more about.♥



**Q & A**


**Strong study habits**

**Q:** My third grader has to spend more time studying this year. How can I make sure she studies effectively?

**A:** Set your daughter up for success by helping her find a distraction-free study spot. Also, have her come up with a study routine. For instance, she could reserve time each evening to review her textbook and notes in the days leading up to a test.

Also, many students find it helpful to jot down a purpose each time they study. Your child might write: "I will learn the definitions of all the boldfaced words in chapter 7, section 1."

Finally, encourage her to experiment with study strategies to find what works best. She could close her eyes and imagine how a word is spelled or draw a grid with 9 squares to solve 3 x 3. Or she might find it helpful to spell or recite math facts aloud in rhythm or to a familiar tune.♥



## PARENT TO PARENT

### How to be careful online

With my daughter using the internet more for schoolwork, I was concerned she would wander to unsafe sites. We set up parental controls as her teacher recommended, and I try to stay nearby when she's on the computer.

But my older sister reminded me that while supervision is important, Sophie needs to learn safe habits to use on her own. So I explained to

Sophie that real-life safety rules apply online.

For instance, she shouldn't talk to strangers or go places she's not allowed. Before visiting a new site, she has to check with me so I can make sure it's appropriate. And just as in real life, she needs to tell me right away if a stranger tries to contact her or if she sees something confusing or upsetting.

I feel better that Sophie has ground rules, and I am going to keep this conversation going.♥



**OUR PURPOSE**

To provide busy parents with practical ideas that promote school success, parent involvement, and more effective parenting.

Resources for Educators,  
a division of CCH Incorporated  
128 N. Royal Avenue • Front Royal, VA 22630  
800-394-5052 • rfeustomer@wolterskluwer.com  
www.rfeonline.com  
ISSN 1540-5621